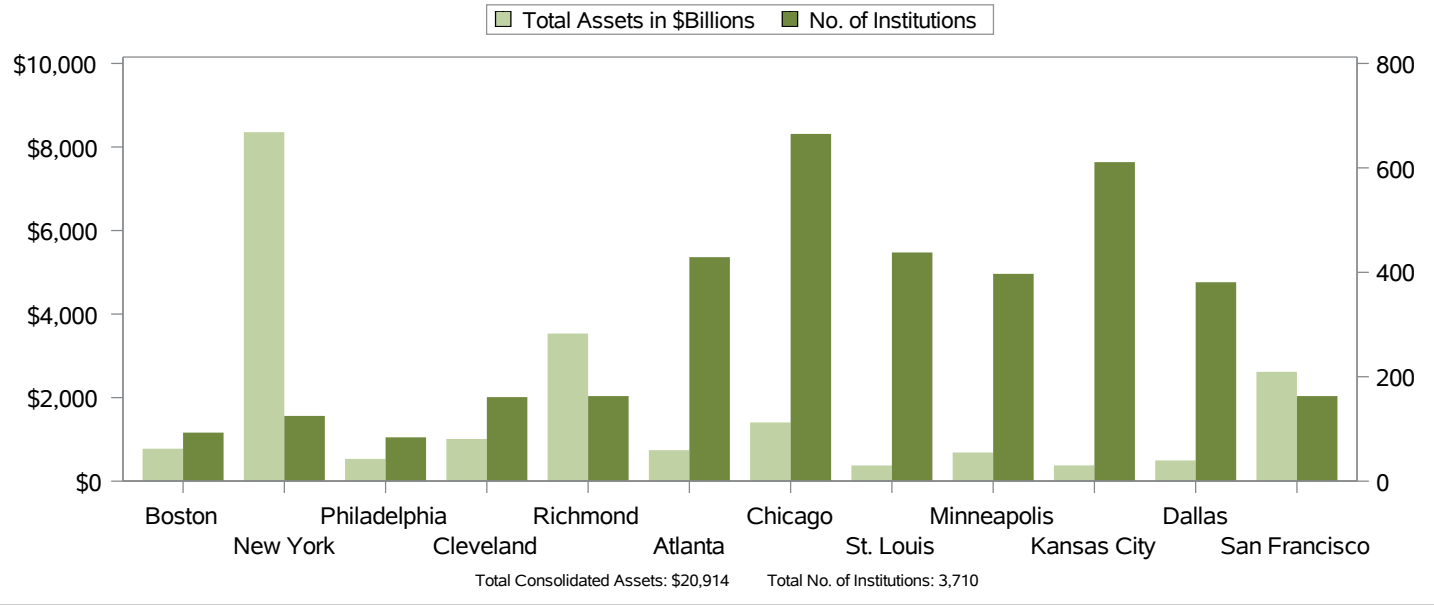
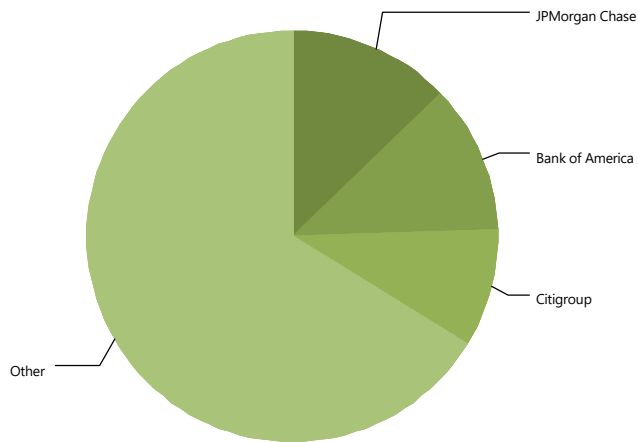


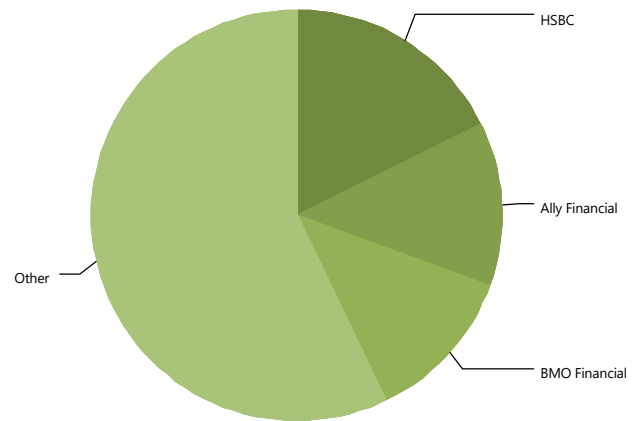
U.S. Top Tier Bank Holding Companies (BHCs) as of December 31, 2019 Total Assets and Number of Institutions by Federal Reserve District



Total Assets of U.S. Top Tier BHCs



Total Assets of Seventh District Top Tier BHCs



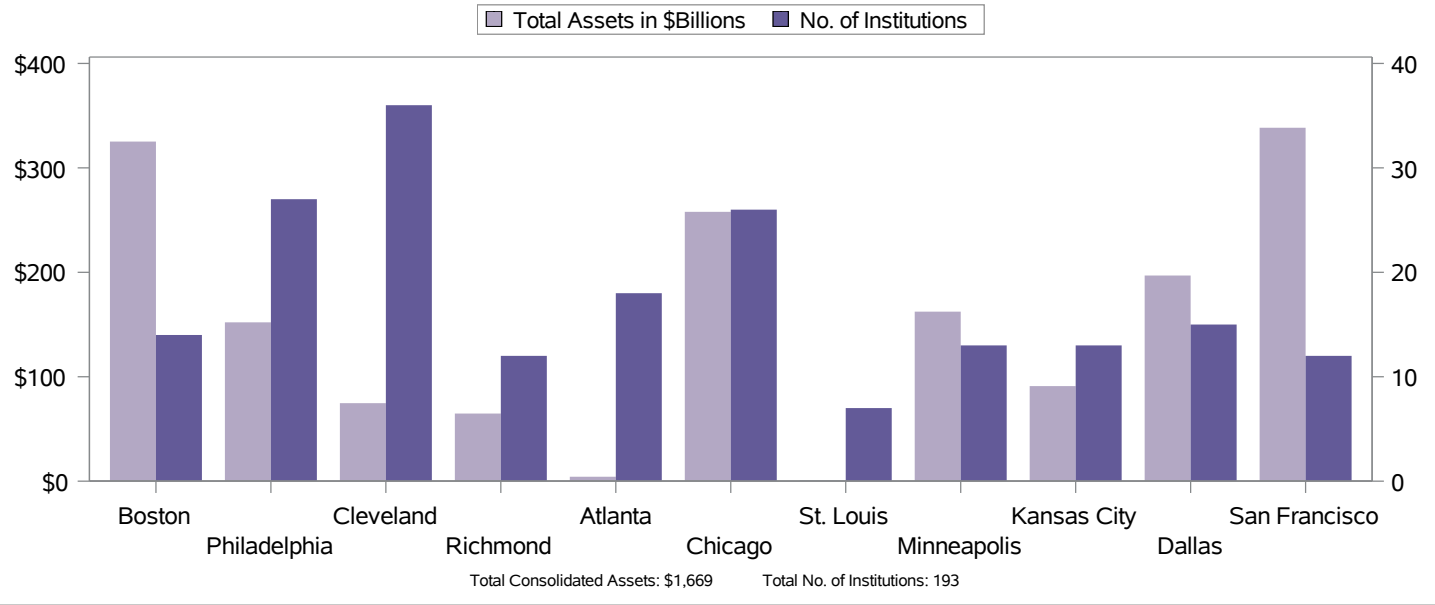
U.S. Top Tier BHCs	Total Assets	Percent	District
JPMorgan Chase	\$2,687	13%	New York
Bank of America	\$2,434	12%	Richmond
Citigroup	\$1,951	9%	New York
Top 3 Subtotal	\$7,073	34%	
Other	\$13,841	66%	
Total	\$20,914	100%	

Seventh District Top Tier BHCs	Total Assets	Percent	Rank
HSBC	\$249	18%	13
Ally Financial	\$181	13%	16
BMO Financial	\$173	12%	17
Top 3 Subtotal	\$603	43%	
Other	\$804	57%	
Total	\$1,407	100%	

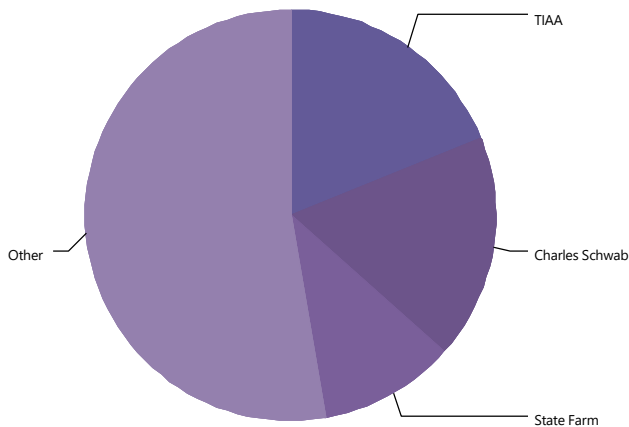
Source of Data: FR Y-9C Consolidated Financial Statements for Bank Holding Companies
FR Y-9SP Parent Company Only Financial Statements for Small Bank Holding Companies

Components may not add to totals due to rounding
Data generated July 14, 2020

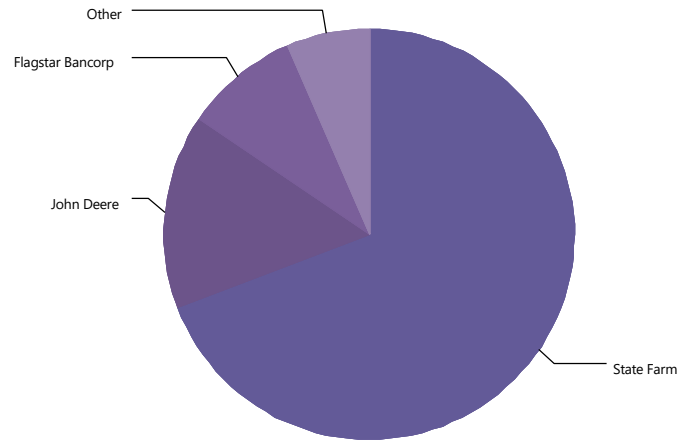
U.S. Top Tier Savings and Loan Holding Companies (SLHCs) as of December 31, 2019 Total Assets and Number of Institutions by Federal Reserve District



Total Assets of U.S. Top Tier SLHCs



Total Assets of Seventh District Top Tier SLHCs



U.S. Top Tier SLHCs	Total Assets	Percent	District
TIAA	\$316	19%	Boston
Charles Schwab	\$294	18%	San Francisco
State Farm	\$178	11%	Chicago
Top 3 Subtotal	\$788	47%	
Other	\$881	53%	
Total	\$1,669	100%	

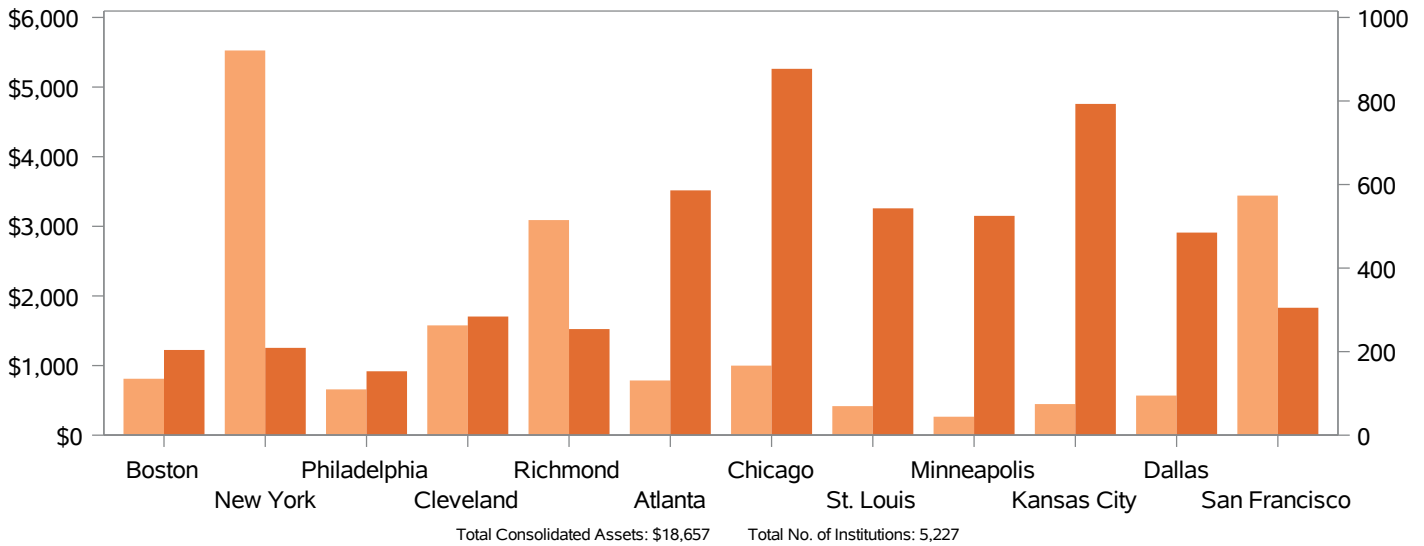
Seventh District Top Tier SLHCs	Total Assets	Percent	Rank
State Farm	\$178	69%	3
John Deere	\$39	15%	9
Flagstar Bancorp	\$23	9%	10
Top 3 Subtotal	\$241	94%	
Other	\$17	6%	
Total	\$258	100%	

Source of Data: FR Y-9C Consolidated Financial Statements for Bank Holding Companies
FR Y-9SP Parent Company Only Financial Statements for Small Bank Holding Companies
FR 2320 Quarterly Savings and Loan Holding Company Report

Components may not add to totals due to rounding
SLHC data may include parent only figures
Data generated July 14, 2020

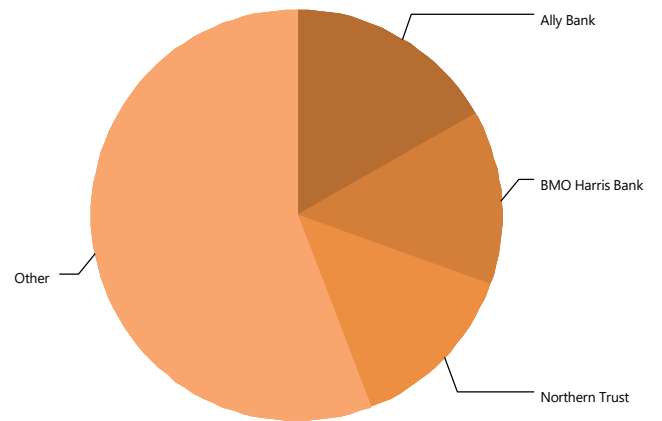
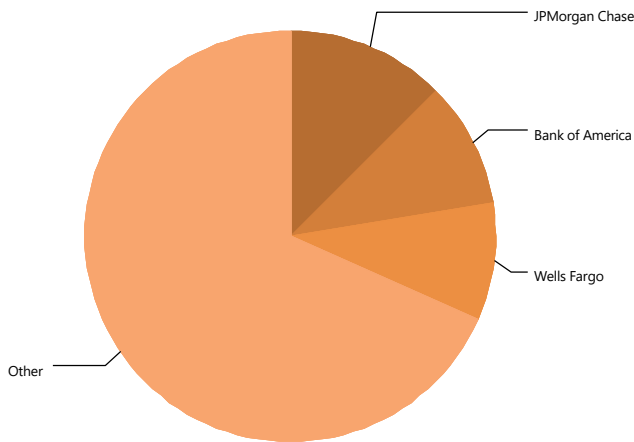
U.S. Banks as of December 31, 2019 Total Assets and Number of Institutions by Federal Reserve District

■ Total Assets in \$Billions
 ■ No. of Institutions



Total Assets of U.S. Banks

Total Assets of Seventh District Banks

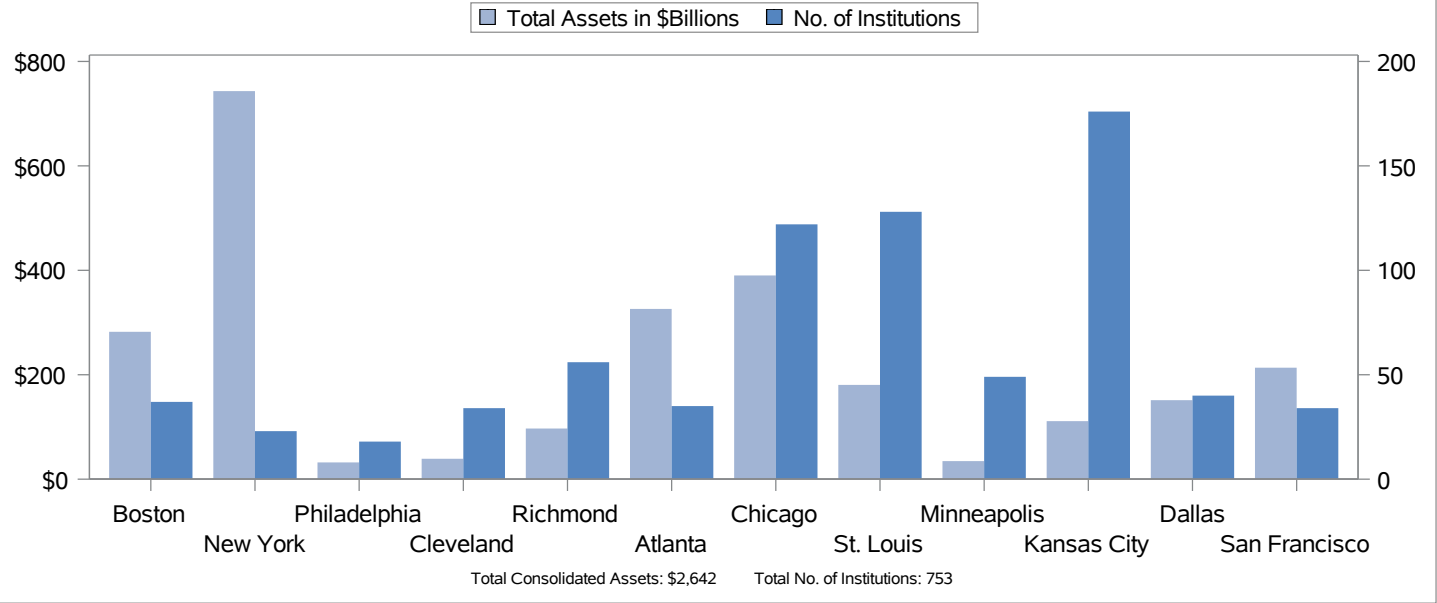


U.S. Top Tier Banks	Total Assets	Percent	District
JPMorgan Chase	\$2,338	13%	New York
Bank of America	\$1,853	10%	Richmond
Wells Fargo	\$1,713	9%	San Francisco
Top 3 Subtotal	\$5,904	32%	
Other	\$12,754	68%	
Total	\$18,657	100%	

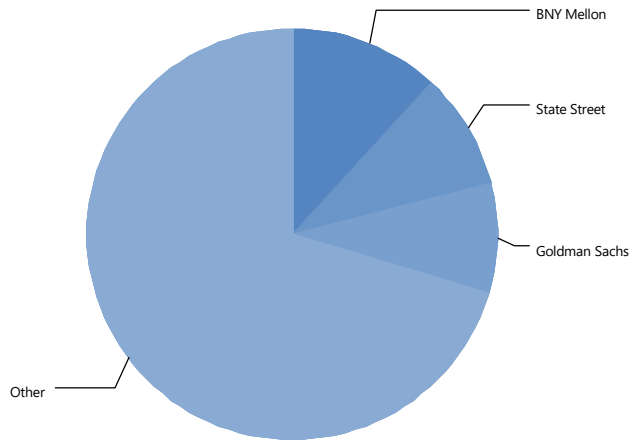
Seventh District Top Tier Banks	Total Assets	Percent	Rank
Ally Bank	\$167	17%	16
BMO Harris Bank	\$138	14%	20
Northern Trust	\$136	14%	21
Top 3 Subtotal	\$441	44%	
Other	\$558	56%	
Total	\$999	100%	

Source of Data: FFIEC 031 Consolidated Reports of Condition and Income for a Bank with Domestic and Foreign Offices Components may not add to totals due to rounding
 FFIEC 041 Consolidated Reports of Condition and Income for a Bank with Domestic Offices Only Data generated July 14, 2020
 FFIEC 051 Consolidated Reports of Condition and Income for a Bank with Domestic Offices Only and Total Assets Less Than \$5 Billion

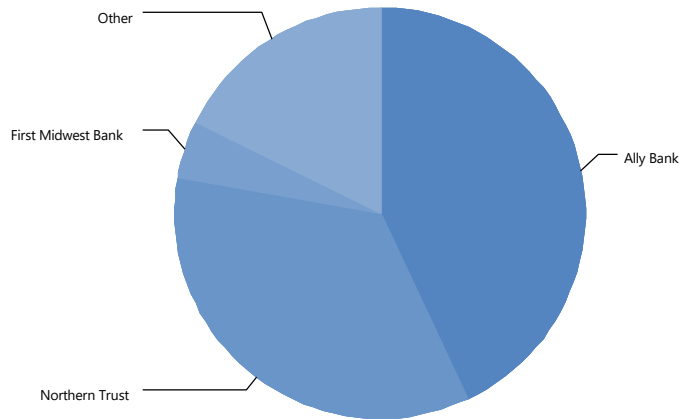
U.S. State Member Banks (SMBs) as of December 31, 2019 Total Assets and Number of Institutions by Federal Reserve District



Total Assets of U.S. SMBs



Total Assets of Seventh District SMBs



U.S. Top Tier SMBs	Total Assets	Percent	District
BNY Mellon	\$311	12%	New York
State Street	\$242	9%	Boston
Goldman Sachs	\$229	9%	New York
Top 3 Subtotal	\$782	30%	
Other	\$1,860	70%	
Total	\$2,642	100%	

Seventh District Top Tier SMBs	Total Assets	Percent	Rank
Ally Bank	\$167	43%	4
Northern Trust	\$136	35%	5
First Midwest Bank	\$18	5%	24
Top 3 Subtotal	\$321	82%	
Other	\$69	18%	
Total	\$390	100%	

Source of Data: FFIEC 031 Consolidated Reports of Condition and Income for a Bank with Domestic and Foreign Offices Components may not add to totals due to rounding
 FFIEC 041 Consolidated Reports of Condition and Income for a Bank with Domestic Offices Only Data generated July 14, 2020
 FFIEC 051 Consolidated Reports of Condition and Income for a Bank with Domestic Offices Only and Total Assets Less Than \$5 Billion